



PARTS for Water Management Boats

*HENNING MARINE* offers parts for its products and will try to help you with any part needs for other makes of aquatic harvesters, debris skimmers boats, and more. We will consider to also custom design and manufacture special machines, as well as parts and accessories for your machines. Contact us for pricing & availability. We do our best to deliver expediently & at fair prices. For older parts, to confirm correctness, e-mail related photos to us and we will be glad to help you.

*In the USA: + 954-706-1311 In Canada: + 519-400-5951*

*Email: [info@dredgeboats.com](mailto:info@dredgeboats.com)*



CONTENTS

**▼ KEY, HOW TO FIND YOUR PART TYPE**


<u>Group</u>	<u>Pages</u>	<u>Items</u>	<u>Description</u>
A	1 - 2	1 - 11	CONVEYOR SYSTEM PARTS
B	1 - 3	1 - 28	CUTTER SYSTEM PARTS
C	1 - 4	1 - 24	MECHANICAL DRIVE PARTS
D	1 - 8	1 - 49	HYDRAULIC PARTS
E	1 - 3	1 - 24	ENGINE & CONTROL PARTS
F	1	1	PADDLE WHEELS & PROPULSION PARTS

*To select a part indicate: Group letter - page number - item number on the page  
(Example: Heavy duty conveyor belt **No. A- A1-2** (+ length width & material choice))*


## A. CONVEYOR SYSTEM PARTS

Page A1


### Conveyor belts in Standard Duty and Heavy Duty, Galvanized or Stainless Steel Materials




**1** Standard duty 1" x 1" x 0.375" clinched edge




**2** Heavy duty, 1" x 1" x 0.5" button head belt



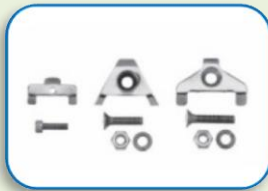
**3** Heavy duty, 1" x 1" clinched edge belt



**4** Belt connecting rod for clinched edge standard duty belt



**5** Belt connecting rod for button head heavy duty button head belt



**6**


Flight clips (6) available for standard and heavy duty belts. Ask about our stainless or galvanized steel flights angles (7) to match belt width.



**7**




**6**



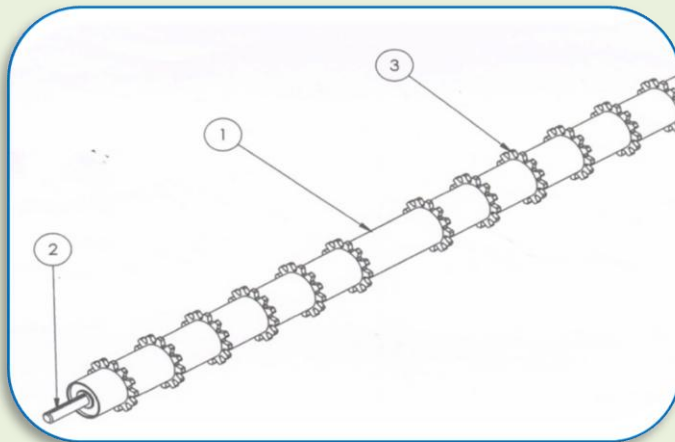
**8** Weld-on flight angles. Replacements or retro-fit comes with 3 links and 2 belt connecting rods. For standard duty and heavy duty belts (Stainless steel only)

A.

Page A2

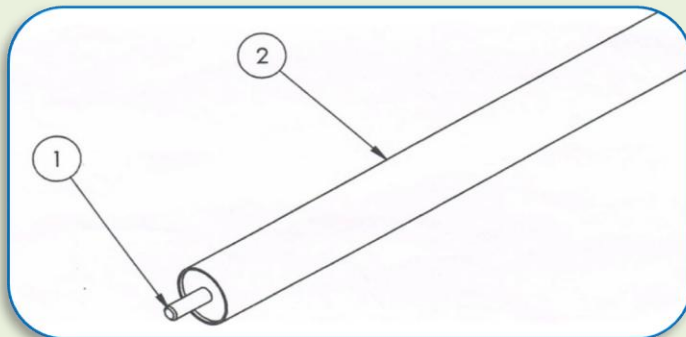


- 9 Weld-on flight mounting bars, with tapped holes to mount loose flight angles or bars. Replacement or retro fit comes with 3 links and 2 belt connecting rods. For standard duty and heavy duty belts (Stainless steel only)



**10 Belt drive shaft**

Item 1: Main tube-shaft Item 2: Drive journal Item 3: Sprocket



**11 Belt Idler shaft**

Item 1: Idler journal Item 2: Tube-shaft (Also available with sprockets)

## B. CUTTER SYSTEM PARTS

Page B1



1



2



3

Sickle (knife) sections. 3" wide, with 2" and 2-1/16" hole spacing. **Select shape**  
Thickness choices: Gauge 14, 12, and 11. Finish: Black or plated



4



5



6

Sickle sections 3" wide. (4) Over serrated, (5) Underserrated, or (6) "Big Tooth"



7 Sickle section mounting bars (1/4" x 7/8", 1/4" x 3/4" 3/8" x 3/4")  
Cut to length up to 12 feet. Hole spacing 2" or 2-1/16" center to center.

**B.**

**Page B2**



**8** Rock guards (long point)



**9** Rock guards  
(red snub nose)



**10** Rock guards  
(black snub nose)



**11** Hold down clip  
(*Crary*, spring loaded)



**12.** Heavy duty hold down clip



**13** Light duty hold down clip




**14.** Hold down clip (plastic)



**15.** 4" sickle section with 4-hole mounting holes



**16** Shims for hold down clips.  
**3" spacing** (0.020 / 0.755 /  
0.1780" thick)



**17.** Rock guard mounting bolt  
1.25", 1.50" 1.75" 2.00" long)



**18.** Nut for rock  
guard bolt



19 Knife section bolt, knurled head,  
(5/8" / 3/4" / 1" / 1-1/4" long)



20 Knife section bolt, countersunk  
(5/8" / 3/4" / 1" / 1-1/4" long)



21 Cone nut / lock nut



22 Jam nut / lock nut



24 Knife section bolts, hex head (1/4 " UNC x 1/2" / 3/4" / 1" long)



Philips or Hex head

25 Knife section bolts, flat head counter sunk,  
stainless (1/4" UNC x 1/2" / 3/4" / 1" long)

27 Hex nut 1/4" -20



27 Eccentric cutter drive arms  
For 3" & 4" Cutter section drives



28 Pitman arm. (1/2" or 5/8")  
Made to length

## C. MECHANICAL DRIVE PARTS

Page C1



- 1** Chain couplings, complete  
(14, 16, 18, 20 tooth)



- 2** Double chain includes connector  
(For 14, 16, 18, 20 tooth sprockets)



- 3** Flex couplings 0.50" to 1.50" diameter, key or spline bores



- 4** Pillow block bearings, sizes: 3/4" / 1" / 1-1/4" / 1-1/2"  
(Standard- stainless steel or thermoplastic housing. / Steel or stainless inserts)



- 5** Two-Bolt flange bearing sizes: 3/4" / 1" / 1-1/4" / 1-1/2"  
(Standard- stainless steel or thermoplastic housing. / Steel or stainless inserts)



- 6** Four-Bolt flange bearing sizes: 3/4" / 1" / 1-1/4" / 1-1/2"  
(Standard- stainless steel or thermoplastic housing. / Steel or stainless inserts)



7 Male Rod end bearing with teflon liner, or with grease zerk.  
Sizes: 1/2" / 5/8" (Standard plated or stainless steel)




8 Female Rod end bearing with grease zerk. Sizes: 1/4" / 3/8" / 1/2" / 5/8"  
(Standard plated or stainless steel)



9 Flywheel to hydraulic pump drive coupling

10 Plastic flywheel mounting disc.

11 Steel coupling only  
Specify shaft size.



12 Hydraulic pump mounting plate

13 Hydraulic pump mtg. housing (Kubota)  
(Specify engine make size and pump size & data)





14 Hydraulic pump mount to small gasoline engines




15 Wheel Drive


Planetary paddle wheel drives. Double & single reduction (For large harvesters)



17 Spindle drive



16. Internal coupling for item 15



18. Internal coupling for item 17

**(Specify hydraulic motor shaft size and type)**

C.

Page C4



**19** Planetary gear wheel drives,  
single reduction **(For mid-size harvesters)**



**21** Bearing housing. Through drive

**20.** Internal coupling for item 18  
**(Specify hydraulic motor shaft)**

**22.** Internal coupling for item 21



**23** Bearing load adaptors,  
four-bolt flange mount  
**(Specify hydraulic motor shaft and flange)**



**24** Bearing load adaptors,  
two / four-bolt flange mount

## D. HYDRAULIC PARTS

Page D1



a. Open loop

b. Closed loop

- 1 Hydraulic axial piston pumps, 15 to 60 GPM.  
(Contact us to confirm specifications)



2-1 Hydraulic gear pumps

2-2 Tandem hydraulic gear pump



- 3 Hydraulic directional valves (Sectional, up to 12 section assemblies)



- 4 Hydraulic directional valves (Mono-block, 1 to 3 sections)



5 Hydraulic cylinders (Welded, double acting)



6 Hydraulic cylinders (Tie-rod type, double acting)



7 Hydraulic cylinders (Welded, single acting, 1.5" / 2.0" / 2.5" diameter rods)



8 Hydraulic gear motors (1-4 CIR)



9 Hydraulic orbit motors. 4-bolt flange



10 Hydraulic orbit motor. 2-bolt  
(Geroter or Geroler types. Keyed and spline shafts )

D.

Page D3



11-a. Two-bolt flange  
Heavy duty hydraulic orbit motors.



11-b. Four-bolt flange,  
Port choices. Keyed and spline shafts.



12 Hydraulic paddle wheel drive motors, tapered and spline shafts  
(For small harvesters)



13 a. In-line with micro adjust



13 b. In-line, brass



13 c. Base mount

Flow control valves 1/4" / 3/8" / 1/2" and 3/4"



14 Pressure compensated  
flow control valves:  
3/8" / 1/2" / 3/4" NPT



15 Needle valves: 1/4 / 3/8" NPT



a. Two-port



b. Three-port



c. Four-port

16 Ball valves: 1/4 " / 3/8" 1/2" NPT



17 Complete



18 Standard element



19 Water absorbing el.

Spin-on hydraulic return flow filters, 60 gal./ min.



20 Complete



21 Standard element

Spin-on hydraulic return flow filters, 20 gal./ min.



22 Complete



23 Element



24 Water absorbing element

(Paper or Inorganic fiber)

In-tank mounted hydraulic return filters, 50-80 gal/min.



25 Complete



26 Element (paper or Inorganic fiber)

In-tank mounted hydraulic return filters, 25-40 gal/min.

D.

Page D6



27 Complete



28 Element



29 Element

High pressure filters to 30 gal. /min.



30 Complete



31 Element



32 Element

High pressure filters to 60 gal. /min.



33 Male, up to 2" NPT thread



34 Female, up to 2" NPT thread

In-Tank strainers





35 Screw-in filler breathers with 3/8" / 1/2" / 3/4" / 1" NPT male thread



36 Standard

37 With lock tabs

38 With tank riser

Filler Breather with plastic or stainless screen basket (3" & 6" long)



39 Moisture absorbing desiccant filler breather

D.

Page D8



40 Plain



41 With Temp gauge



42 With lectric sender



43 Tank top mount

Fluid level indicator, length with 3" / 5" / 10" center to center bolts dim.



44 With re-enforcrd window



45 With clear window



46 With bulb & back-up nut

Fluid level sight glass / Oil window



47 Back clamp mount



48 Flange mount



49 Stem type

Hydraulic pressure gauges, dual scale, 2.5" dia. avail. 2000 to 5000 PSI (140 -340 bar)

## E. Engine & Control Accessories

For Diesel fuel & oil filter elements: Specify Engine make and model



1 Fuel-water separator (15 liters/hour)



2 Element only



3 Throttle control lever  
Horizontal base



5 Vernier control head

4 Throttle control lever  
Vertical base



6 Control cable with Vernier



7 Control cable (for item 3 and 4)  
(Specify length & ends)



8 Ball joint



9 Pivot



10 Pivot with lock

Control cable connectors (specify cable size)



11 Clevis w. pin



12 Engine vibration mounts for 100 lbs. to 1000 lbs. engines



13 Plastic box



14 Fabricated metal box  
Battery boxes for group 24 & 27



15 U-1 Garden for up to 14 HP engines



16 Battery holder for Group 24 & 27



17 Engine hood snubbers



18 Seat with and without fold back



19 Seat with arm rests



20 Captain's chair



21 Seat pedestal, (fixed height)



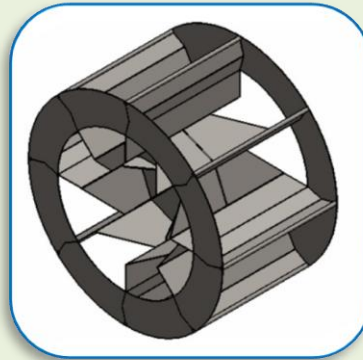
22 Seat pedestal (adjustable height)



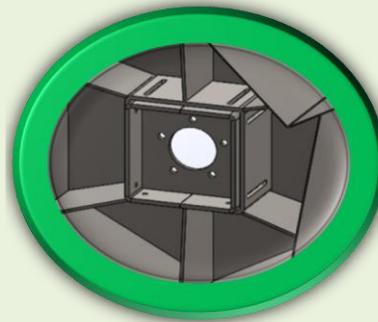
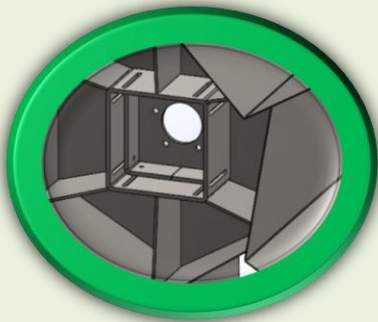
23 Seat slider base



24 Seat with Joystick mounts



- 1** Paddle wheel 20" to 42" wide x 42 to 72" diameter 4, 5, 6, 7 or 8 Paddles  
Made to fit any drive unit.



- 2** Wheel with adjustable stand-off center to adapt various drive arms

*Let us upgrade your propulsion system !*

*Ask us about our weed free helix propeller harvester drives*

***HENNING MARINE \*)***

6449 S. Tex Point, Homosassa, FL 34448, USA

Tel, In USA: + 954-706-1311 In Canada: + 519-400-5951

[sales@henningmarine.com](mailto:sales@henningmarine.com)

[www.henningmarine.com](http://www.henningmarine.com)

*\*) Division of Dredge Boats, LLC*